

Kirchliche Statistik

Jahreszahlen 2022 Statistische Entwicklung 2005 - 2022



Herausgeber:

Bischöfliches Generalvikariat

Referat IT/Meldewesen

Domhof 2, 49074 Osnabrück

MW-Plus Hotline: 0541 318-803

Email: k.riedmann@bistum-os.de

Email: a.strunk@bistum-os.de

Email: m.kirchner@bistum-os.de

Email: b.schweifel@bistum-os.de

Erhebungsbogen - Diözese Osnabrück - 2022

| Dekanat | Katholiken | Kirchen- besucher | Taufen | Erst- kommunion | Firmung | Trau- ungen | Übertritte | Rück- Tritte | Austritte | Beerdig- ungen | Sonntags- gottesd. | | |
|--------------------------------|------------|----------------------|--------|--------------------|---------|----------------|------------|-----------------|-----------|-------------------|-----------------------|-----|-----|
| 20 Dekanat Osnabrück-Stadt | 51.658 | 2.690 | 5,21% | 403 | 358 | 238 | 83 | 5 | 16 | 1.631 | 484 | 40 | 41 |
| 21 Dekanat Osnabrück Nord | 67.324 | 3.284 | 4,88% | 532 | 609 | 522 | 163 | 5 | 17 | 1.251 | 702 | 47 | 52 |
| 22 Dekanat Osnabrück-Süd | 62.606 | 3.906 | 6,24% | 502 | 514 | 398 | 133 | 4 | 12 | 1.468 | 801 | 45 | 42 |
| 23 Dekanat Grafschaft Bentheim | 32.058 | 1.630 | 5,08% | 234 | 252 | 250 | 53 | 7 | 6 | 683 | 368 | 23 | 27 |
| 24 Dekanat Emsland Nord | 75.724 | 5.595 | 7,39% | 757 | 638 | 778 | 164 | 4 | 5 | 758 | 830 | 78 | 76 |
| 25 Dekanat Emsland Mitte | 62.719 | 3.330 | 5,31% | 616 | 555 | 511 | 113 | 1 | 4 | 928 | 776 | 45 | 44 |
| 26 Dekanat Emsland Süd | 64.795 | 3.799 | 5,86% | 603 | 564 | 511 | 125 | 5 | 5 | 1.008 | 705 | 53 | 55 |
| 27 Dekanat Ostfriesland | 37.930 | 1.218 | 3,21% | 163 | 228 | 96 | 25 | 3 | 12 | 960 | 265 | 24 | 30 |
| 28 Dekanat Twistringen | 24.050 | 664 | 2,76% | 123 | 166 | 103 | 21 | 0 | 5 | 665 | 219 | 20 | 18 |
| 29 Dekanat Bremen | 40.700 | 2.221 | 5,46% | 161 | 215 | 129 | 43 | 14 | 17 | 1.138 | 245 | 25 | 26 |
| Gesamt Diözese Osnabrück | 519.564 | 28.334 | 5,45% | 4.094 | 4.099 | 3.536 | 923 | 48 | 99 | 10.490 | 5.395 | 400 | 411 |

Erhebungsbögen - Diözese Osnabrück -

2022

Dekanat Osnabrück-Stadt

| Pfarrei | Katholiken | Kirchen- besucher | Taufen | Erst- kommunion | Firmung | Trau- ungen | Übertritte | Rück- Tritte | Austritte | Beerdig- ungen | Sonntags- gottesd. | | |
|---------------------------------------|------------|----------------------|--------|--------------------|---------|----------------|------------|-----------------|-----------|-------------------|-----------------------|----|----|
| 001 Dom St. Petrus | 11.181 | 1.187 | 10,62% | 103 | 59 | 42 | 24 | 2 | 8 | 358 | 108 | 13 | 12 |
| 021 Christus König, Osnabrück -Haste | 7.674 | 335 | 4,36% | 69 | 51 | 71 | 10 | 0 | 1 | 165 | 92 | 5 | 5 |
| 022 St. Johann, Osnabrück -Innenstadt | 8.495 | 418 | 4,92% | 48 | 39 | 34 | 25 | 0 | 2 | 315 | 51 | 9 | 11 |
| 023 Heilig Kreuz, Osnabrück -Schinkel | 5.198 | 186 | 3,58% | 28 | 30 | 0 | 7 | 0 | 0 | 120 | 50 | 4 | 4 |
| 024 St. Joseph, Osnabrück | 9.852 | 319 | 3,23% | 97 | 57 | 45 | 11 | 3 | 4 | 300 | 111 | 5 | 5 |
| 025 St. Elisabeth, Osnabrück | 9.258 | 246 | 2,65% | 58 | 122 | 46 | 6 | 0 | 1 | 373 | 72 | 4 | 4 |
| | 51.658 | 2.690 | 5,21% | 403 | 358 | 238 | 83 | 5 | 16 | 1.631 | 484 | 40 | 41 |

Erhebungsbögen - Diözese Osnabrück -

2022

Dekanat Osnabrück Nord

| Pfarrei | Katholiken | Kirchen- besucher | Taufen | Erst- kommunion | Firmung | Trau- ungen | Übertritte | Rück- Tritte | Austritte | Beerdig- ungen | Sonntags- gottesd. | | |
|---|------------|----------------------|--------|--------------------|---------|----------------|------------|-----------------|-----------|-------------------|-----------------------|----|----|
| 001 St. Johannes, Alfhausen | 2.166 | 92 | 4,22% | 20 | 24 | 13 | 2 | 0 | 0 | 15 | 34 | 1 | 1 |
| 002 St. Nikolaus, Ankum | 4.483 | 207 | 4,61% | 37 | 51 | 40 | 14 | 0 | 0 | 50 | 51 | 2 | 2 |
| 003 Mariä Himmelfahrt, Bad Essen | 2.110 | 31 | 1,45% | 8 | 16 | 8 | 3 | 0 | 2 | 69 | 16 | 1 | 1 |
| 004 Unbefleckte Empfängnis Mariens, Badbergen | 998 | 20 | 2,00% | 6 | 6 | 2 | 2 | 1 | 0 | 16 | 6 | 1 | 1 |
| 005 St. Dionysius/St. Josef, Belm | 3.094 | 138 | 4,46% | 17 | 24 | 15 | 7 | 0 | 0 | 65 | 40 | 2 | 4 |
| 006 Schmerzhaftes Mutter, Belm - Icker | 1.220 | 90 | 7,34% | 13 | 13 | 4 | 6 | 0 | 1 | 27 | 9 | 1 | 2 |
| 007 St. Servatius, Berge | 1.780 | 36 | 2,02% | 8 | 7 | 27 | 2 | 0 | 0 | 19 | 18 | 1 | 1 |
| 008 Herz Jesu, Berge - Grafeld | 744 | 42 | 5,65% | 7 | 8 | 20 | 3 | 0 | 0 | 6 | 7 | 1 | 1 |
| 009 St. Vincentius, Bersenbrück | 3.821 | 220 | 5,76% | 23 | 39 | 20 | 6 | 0 | 0 | 79 | 29 | 2 | 2 |
| 010 St. Johannes der Täufer-Enthauptung, Bohmte | 1.847 | 83 | 4,47% | 14 | 17 | 14 | 1 | 0 | 1 | 33 | 16 | 1 | 1 |
| 011 Dreifaltigkeit, Bohmte - Hunteburg | 1.527 | 70 | 4,58% | 11 | 22 | 11 | 7 | 0 | 0 | 21 | 18 | 1 | 1 |
| 015 Mariä Himmelfahrt, Eggermühlen | 1.052 | 110 | 10,41% | 15 | 10 | 11 | 5 | 0 | 0 | 10 | 13 | 1 | 2 |
| 016 St. Katharina, Fürstenau | 2.552 | 158 | 6,19% | 21 | 17 | 27 | 7 | 0 | 0 | 28 | 31 | 1 | 1 |
| 017 Maria Rosenkranz, Fürstenau -Hollenstede | 594 | 57 | 9,60% | 7 | 10 | 11 | 1 | 0 | 0 | 4 | 5 | 1 | 1 |
| 018 St. Bartholomäus, Fürstenau -Schwagstorf | 988 | 45 | 4,55% | 8 | 8 | 24 | 1 | 0 | 0 | 8 | 14 | 1 | 1 |
| 019 St. Paulus, Quakenbrück- Hengelage | 745 | 46 | 6,17% | 3 | 0 | 0 | 1 | 0 | 0 | 13 | 3 | 1 | 1 |
| 020 Herz Jesu, Kettenkamp | 1.154 | 80 | 6,89% | 7 | 14 | 13 | 2 | 0 | 0 | 19 | 26 | 1 | 1 |
| 021 Zu den heiligen Engeln, Lemförde | 1.078 | 63 | 5,84% | 7 | 8 | 5 | 2 | 0 | 0 | 27 | 4 | 1 | 1 |
| 022 St. Lambertus, Merzen | 2.463 | 133 | 5,40% | 25 | 28 | 19 | 7 | 2 | 1 | 31 | 19 | 2 | 3 |
| 023 St. Laurentius, Neuenkirchen | 3.013 | 266 | 8,83% | 40 | 29 | 29 | 9 | 0 | 1 | 37 | 32 | 3 | 3 |
| 024 St. Paulus Apostel, Neuenkirchen - Vörden | 1.595 | 43 | 2,66% | 11 | 18 | 5 | 1 | 0 | 0 | 22 | 11 | 1 | 1 |
| 025 St. Aloysius, Nortrup | 1.212 | 68 | 5,61% | 11 | 6 | 25 | 6 | 0 | 0 | 15 | 15 | 1 | 1 |
| 026 St. Lambertus, Ostercappeln | 2.118 | 83 | 3,90% | 18 | 30 | 9 | 5 | 0 | 0 | 56 | 13 | 2 | 2 |
| 027 Mariä Himmelfahrt, Ostercappeln - Schwagstorf | 1.059 | 34 | 3,16% | 3 | 14 | 4 | 1 | 0 | 0 | 35 | 5 | 1 | 1 |
| 028 Unbefleckte Empfängnis Mariens, Quakenbrück | 2.983 | 73 | 2,43% | 13 | 18 | 1 | 6 | 0 | 2 | 57 | 36 | 1 | 1 |
| 029 St. Johannes der Täufer, Lage - Riest | 1.674 | 166 | 9,89% | 14 | 16 | 13 | 7 | 0 | 2 | 21 | 16 | 3 | 3 |
| 030 St. Katharina, Voltlage | 1.409 | 100 | 7,06% | 27 | 11 | 20 | 4 | 1 | 0 | 10 | 14 | 2 | 1 |
| 031 St. Alexander, Wallenhorst | 4.955 | 165 | 3,32% | 45 | 28 | 24 | 17 | 0 | 0 | 107 | 78 | 2 | 2 |
| 032 St. Josef, Wallenhorst- Hollage | 4.435 | 134 | 3,01% | 34 | 53 | 26 | 6 | 0 | 2 | 122 | 52 | 2 | 2 |
| 033 St. Johannes Apostel und Evangelist, Wallenhorst- | 2.598 | 145 | 5,58% | 24 | 23 | 24 | 10 | 0 | 0 | 57 | 35 | 2 | 3 |
| 034 St. Martinus, Bramsche | 5.857 | 293 | 5,00% | 35 | 41 | 58 | 12 | 1 | 5 | 172 | 36 | 4 | 4 |
| | 67.324 | 3.284 | 4,88% | 532 | 609 | 522 | 163 | 5 | 17 | 1.251 | 702 | 47 | 52 |

Erhebungsbögen - Diözese Osnabrück -

2022

Dekanat Osnabrück-Süd

| Pfarrei | Katholiken | Kirchen- besucher | Taufen | Erst- kommunion | Firmung | Trau- ungen | Übertritte | Rück- Tritte | Austritte | Beerdig- ungen | Sonntags- gottesd. | | |
|--|------------|----------------------|--------|--------------------|---------|----------------|------------|-----------------|-----------|-------------------|-----------------------|----|--|
| 001 St. Clemens, Bad Iburg | 2.567 | 51 1,97% | 24 | 0 | 0 | 9 | 0 | 0 | 60 | 29 | 1 | 1 | |
| 002 St. Jacobus der Ältere, Bad Iburg -Glane | 2.642 | 218 8,25% | 29 | 29 | 1 | 6 | 0 | 0 | 51 | 53 | 2 | 2 | |
| 003 Mariä Geburt, Bad Laer | 4.266 | 255 5,98% | 24 | 34 | 58 | 14 | 0 | 1 | 78 | 47 | 2 | 2 | |
| 004 St. Antonius Abt, Bad Laer - Remsede | 726 | 76 10,47% | 18 | 11 | 5 | 2 | 0 | 0 | 8 | 9 | 1 | 1 | |
| 005 St. Elisabeth, Bad Rothenfelde | 4.062 | 597 14,68% | 33 | 29 | 19 | 2 | 0 | 1 | 98 | 36 | 2 | 1 | |
| 007 St. Laurentius, Bissendorf - Schlederhausen | 1.036 | 36 3,43% | 4 | 15 | 0 | 1 | 0 | 0 | 37 | 5 | 1 | 1 | |
| 009 Herz Jesu, Georgsmarienhütte - Alt-Gmh. | 2.864 | 175 6,09% | 12 | 14 | 24 | 3 | 0 | 1 | 63 | 45 | 2 | 1 | |
| 010 Maria Frieden, Georgsmarienhütte - Harderberg | 1.529 | 107 6,97% | 9 | 27 | 31 | 6 | 0 | 2 | 50 | 20 | 2 | 2 | |
| 011 St. Johann/St. Marien, Georgsmarienhütte - Kl. Oes | 2.590 | 113 4,36% | 24 | 26 | 1 | 9 | 0 | 0 | 64 | 43 | 2 | 2 | |
| 012 Heilig Geist, Georgsmarienhütte - Oesede | 1.654 | 55 3,33% | 10 | 15 | 0 | 4 | 0 | 0 | 43 | 34 | 1 | 1 | |
| 013 St. Peter und Paul, Georgsmarienhütte - Oesede | 3.552 | 296 8,33% | 6 | 15 | 33 | 4 | 0 | 0 | 80 | 51 | 2 | 4 | |
| 014 St. Antonius von Padua, Georgsm. - Holzhausen/Ohr | 2.349 | 105 4,47% | 21 | 29 | 2 | 6 | 0 | 0 | 67 | 31 | 2 | 2 | |
| 015 St. Johannes, Glandorf | 3.813 | 493 12,93% | 33 | 34 | 26 | 13 | 0 | 1 | 58 | 40 | 4 | 2 | |
| 016 Unbefleckte Empfängnis Mariens, Glandorf - Schweg | 854 | 58 6,73% | 19 | 9 | 9 | 4 | 0 | 0 | 10 | 7 | 1 | 1 | |
| 017 St. Martinus, Hagen | 5.227 | 274 5,24% | 40 | 39 | 40 | 3 | 0 | 1 | 151 | 101 | 4 | 3 | |
| 018 Mariä Himmelfahrt, Hagen - Gellenbeck | 2.711 | 101 3,73% | 33 | 22 | 11 | 8 | 0 | 0 | 53 | 35 | 2 | 2 | |
| 019 St. Josef, Hilter | 1.372 | 43 3,13% | 9 | 15 | 1 | 0 | 0 | 1 | 22 | 4 | 1 | 1 | |
| 020 St. Pankratius, Hilter - Borgloh | 1.808 | 97 5,34% | 27 | 13 | 23 | 6 | 1 | 2 | 34 | 23 | 1 | 1 | |
| 021 St. Barbara, Hilter - Wellendorf | 1.301 | 76 5,84% | 5 | 11 | 0 | 1 | 0 | 0 | 21 | 17 | 1 | 1 | |
| 024 St. Petrus, Melle - Gesmold | 2.764 | 87 3,15% | 23 | 22 | 21 | 5 | 0 | 0 | 60 | 36 | 1 | 1 | |
| 028 St. Bartholomäus, Melle - Wellingholzhausen | 2.884 | 108 3,74% | 23 | 36 | 25 | 11 | 1 | 0 | 60 | 35 | 2 | 2 | |
| 029 St. Dionysius, Bissendorf | 2.675 | 129 4,80% | 20 | 10 | 27 | 3 | 0 | 0 | 87 | 24 | 2 | 2 | |
| 030 St. Matthäus, Melle | 7.360 | 360 4,89% | 56 | 59 | 41 | 13 | 2 | 2 | 213 | 76 | 6 | 6 | |
| | 62.606 | 3.906 6,24% | 502 | 514 | 398 | 133 | 4 | 12 | 1.468 | 801 | 45 | 42 | |

Erhebungsbögen - Diözese Osnabrück -

2022

Dekanat Grafschaft Bentheim

| Pfarrei | Katholiken | Kirchen- besucher | Taufen | Erst- kommunion | Firmung | Trau- ungen | Übertritte | Rück- Tritte | Austritte | Beerdig- ungen | Sonntags- gottesd. | | |
|--|------------|----------------------|--------|--------------------|---------|----------------|------------|-----------------|-----------|-------------------|-----------------------|----|----|
| 001 St. Johannes der Täufer, Bad Bentheim | 3.412 | 217 | 6,35% | 36 | 27 | 16 | 6 | 2 | 0 | 76 | 37 | 4 | 4 |
| 002 St. Joseph, Emlichheim | 1.261 | 109 | 8,60% | 9 | 8 | 0 | 4 | 0 | 0 | 17 | 13 | 1 | 1 |
| 003 St. Bonifatius, Hoogstede | 510 | 58 | 11,27% | 4 | 0 | 1 | 1 | 0 | 0 | 4 | 8 | 1 | 1 |
| 004 St. Antonius von Padua, Laar | 181 | 22 | 11,88% | 1 | 4 | 0 | 0 | 0 | 0 | 2 | 5 | 1 | 1 |
| 005 Mariä Himmelfahrt, Neuenhaus | 2.586 | 94 | 3,63% | 13 | 16 | 0 | 4 | 0 | 0 | 52 | 26 | 3 | 3 |
| 011 Mariä Verkündigung, Schüttorf | 2.942 | 51 | 1,73% | 12 | 10 | 18 | 5 | 3 | 0 | 74 | 35 | 1 | 1 |
| 012 St. Johannes Apostel, Wietmarschen | 3.121 | 273 | 8,75% | 32 | 31 | 84 | 11 | 1 | 2 | 43 | 27 | 2 | 4 |
| 013 St. Antonius Abt, Wietmarschen - Lohne | 4.537 | 232 | 5,10% | 48 | 51 | 76 | 10 | 1 | 1 | 103 | 41 | 2 | 1 |
| 014 St. Augustinus, Nordhorn | 13.508 | 576 | 4,26% | 79 | 105 | 55 | 12 | 0 | 3 | 312 | 176 | 8 | 11 |
| | 32.058 | 1.630 | 5,08% | 234 | 252 | 250 | 53 | 7 | 6 | 683 | 368 | 23 | 27 |

Erhebungsbögen - Diözese Osnabrück -

2022

Dekanat Emsland Nord

| Pfarrei | Katholiken | Kirchen- besucher | Taufen | Erst- kommunion | Firmung | Trau- ungen | Übertritte | Rück- Tritte | Austritte | Beerdig- ungen | Sonntags- gottesd. | | |
|---|------------|----------------------|--------|--------------------|---------|----------------|------------|-----------------|-----------|-------------------|-----------------------|---|---|
| 001 St. Amandus, Aschendorf | 3.825 | 240 | 6,27% | 34 | 47 | 43 | 3 | 0 | 0 | 56 | 43 | 2 | 2 |
| 002 Mariä von der immerwährenden Hilfe, Bockhorst -Ne | 1.114 | 164 | 14,72% | 8 | 12 | 11 | 0 | 0 | 0 | 16 | 15 | 2 | 2 |
| 003 St. Jodocus, Börger | 2.044 | 100 | 4,89% | 17 | 12 | 17 | 4 | 1 | 0 | 15 | 19 | 1 | 1 |
| 004 St. Michael, Breddenberg | 867 | 66 | 7,55% | 9 | 6 | 16 | 0 | 0 | 0 | 6 | 10 | 1 | 1 |
| 005 St. Antonius, Dersum - Neudersum | 1.141 | 79 | 6,92% | 7 | 13 | 11 | 3 | 0 | 0 | 3 | 14 | 1 | 1 |
| 006 St. Vitus, Dörpen | 3.090 | 92 | 2,98% | 33 | 25 | 18 | 4 | 0 | 0 | 33 | 22 | 2 | 3 |
| 007 St. Johannes der Täufer, Esterwegen | 3.066 | 65 | 2,10% | 34 | 18 | 44 | 5 | 0 | 0 | 22 | 30 | 2 | 2 |
| 008 St. Prosper, Friesoythe - Gehlenberg | 1.897 | 167 | 8,80% | 28 | 20 | 27 | 3 | 0 | 0 | 13 | 24 | 2 | 2 |
| 009 St. Petrus in Ketten, Heede | 1.620 | 239 | 14,75% | 16 | 13 | 13 | 5 | 0 | 0 | 10 | 24 | 3 | 2 |
| 010 St. Johannes der Täufer, Hilkenbrook | 702 | 64 | 9,05% | 4 | 11 | 8 | 1 | 0 | 0 | 5 | 7 | 1 | 1 |
| 011 St. Bonifatius, Hüven | 610 | 77 | 12,54% | 8 | 0 | 0 | 3 | 0 | 0 | 6 | 7 | 2 | 2 |
| 012 Herz Jesu, Klein Berßen | 1.466 | 53 | 3,62% | 22 | 16 | 15 | 7 | 0 | 0 | 15 | 12 | 1 | 1 |
| 013 St. Georg, Kluse - Steinbild | 1.574 | 76 | 4,83% | 9 | 30 | 1 | 3 | 0 | 1 | 22 | 22 | 1 | 1 |
| 014 Unbefleckte Empfängnis Mariens, Lähden | 1.203 | 131 | 10,85% | 14 | 11 | 0 | 3 | 0 | 0 | 7 | 14 | 1 | 1 |
| 015 St. Clemens, Lähden - Holte-Lastrup | 1.586 | 130 | 8,20% | 14 | 15 | 62 | 2 | 0 | 0 | 12 | 19 | 2 | 2 |
| 016 St. Antonius, Lähden - Vinnen | 451 | 63 | 13,86% | 8 | 6 | 1 | 3 | 0 | 0 | 1 | 5 | 1 | 1 |
| 017 St. Martinus, Lahn | 793 | 74 | 9,27% | 2 | 2 | 0 | 0 | 0 | 0 | 4 | 6 | 1 | 1 |
| 018 St. Vitus, Lathen | 3.920 | 189 | 4,82% | 35 | 41 | 32 | 4 | 0 | 0 | 46 | 31 | 2 | 2 |
| 019 St. Antonius, Lathen - Wahn | 375 | 32 | 8,53% | 4 | 6 | 0 | 1 | 0 | 0 | 1 | 3 | 1 | 1 |
| 020 Herz Jesu, Lehe | 751 | 48 | 6,32% | 9 | 0 | 0 | 4 | 0 | 0 | 7 | 7 | 1 | 1 |
| 021 Maria vom Herzen Jesu, Lehe - Neulehe | 579 | 35 | 6,04% | 8 | 0 | 1 | 2 | 0 | 0 | 7 | 5 | 1 | 1 |
| 022 Mariä Himmelfahrt, Löningen - Wachstum | 631 | 81 | 12,84% | 5 | 6 | 0 | 1 | 0 | 0 | 5 | 6 | 2 | 1 |
| 023 Mariä Himmelfahrt, Lorup | 2.236 | 158 | 7,07% | 23 | 24 | 53 | 5 | 0 | 0 | 11 | 19 | 2 | 2 |
| 024 Herz Jesu, Neubörger | 1.077 | 91 | 8,45% | 12 | 11 | 17 | 2 | 0 | 0 | 7 | 15 | 1 | 1 |
| 025 St. Laurentius, Oberlangen | 1.669 | 142 | 8,48% | 20 | 0 | 0 | 5 | 0 | 0 | 13 | 16 | 2 | 2 |
| 030 Unbeflecktes Herz Mariens, Rastdorf | 709 | 69 | 9,66% | 6 | 3 | 26 | 0 | 0 | 0 | 3 | 10 | 1 | 2 |
| 031 St. Antonius von Padua, Renkenberge | 408 | 62 | 15,20% | 8 | 1 | 14 | 1 | 0 | 0 | 2 | 7 | 1 | 1 |
| 032 St. Nikolaus, Rhede | 2.207 | 145 | 6,55% | 20 | 24 | 19 | 10 | 1 | 0 | 37 | 19 | 2 | 2 |
| 033 St. Bernhard, Rhede - Brual | 439 | 29 | 6,61% | 5 | 0 | 0 | 5 | 0 | 0 | 3 | 8 | 1 | 1 |
| 034 St. Joseph, Rhede - Neurhede | 255 | 69 | 27,06% | 2 | 0 | 0 | 1 | 0 | 0 | 1 | 9 | 1 | 1 |
| 035 St. Jakobus, Sögel | 3.297 | 205 | 6,20% | 24 | 27 | 37 | 7 | 0 | 0 | 47 | 49 | 4 | 4 |
| 036 St. Johannes der Täufer, Spahnharrenstätte | 1.226 | 99 | 8,03% | 15 | 11 | 0 | 6 | 0 | 1 | 5 | 7 | 1 | 1 |
| 037 St. Michael, Stavern | 875 | 108 | 12,29% | 11 | 12 | 8 | 2 | 0 | 0 | 4 | 10 | 1 | 2 |
| 038 St. Johannes der Täufer, Surwold - Börgermoor | 1.551 | 194 | 12,48% | 9 | 19 | 19 | 1 | 0 | 0 | 16 | 21 | 2 | 1 |

Erhebungsbögen - Diözese Osnabrück -

2022

Dekanat Emsland Nord

| Pfarrei | Katholiken | Kirchen- besucher | Taufen | Erst- kommunion | Firmung | Trau- ungen | Übertritte | Rück- Tritte | Austritte | Beerdig- ungen | Sonntags- gottesd. | | |
|--|------------|----------------------|--------|--------------------|---------|----------------|------------|-----------------|-----------|-------------------|-----------------------|----|--|
| 039 St. Josef, Surwold - Börgerwald | 1.107 | 82 7,36% | 2 | 4 | 6 | 2 | 0 | 0 | 19 | 14 | 1 | 1 | |
| 040 St. Nikolaus, Sustrum | 318 | 55 17,30% | 2 | 0 | 0 | 1 | 0 | 0 | 1 | 3 | 1 | 1 | |
| 041 Herz Jesu, Sustrum - Moor | 371 | 49 13,07% | 1 | 0 | 0 | 1 | 0 | 0 | 4 | 5 | 1 | 1 | |
| 042 St. Michael, Sustrum - Neusustrum | 234 | 23 9,83% | 9 | 1 | 1 | 2 | 0 | 0 | 1 | 2 | 1 | 1 | |
| 043 St. Nikolaus, Vrees | 1.172 | 136 11,60% | 12 | 10 | 16 | 1 | 0 | 0 | 7 | 9 | 2 | 1 | |
| 044 Heilige Familie, Walchum - Hasselbrock | 403 | 51 12,53% | 7 | 4 | 0 | 2 | 0 | 0 | 3 | 2 | 1 | 1 | |
| 045 St. Sixtus, Werlte | 5.741 | 368 6,41% | 60 | 43 | 105 | 14 | 0 | 1 | 49 | 62 | 5 | 5 | |
| 046 St. Franziskus, Werpeloh | 840 | 61 7,26% | 16 | 8 | 15 | 2 | 0 | 0 | 6 | 11 | 1 | 1 | |
| 047 St. Bartholomäus, Wipplingen | 824 | 103 12,50% | 13 | 9 | 16 | 4 | 0 | 0 | 7 | 9 | 1 | 1 | |
| 048 St. Michael, Papenburg | 6.922 | 314 4,54% | 63 | 61 | 45 | 14 | 0 | 0 | 71 | 72 | 5 | 4 | |
| 049 St. Antonius, Papenburg | 8.538 | 726 8,50% | 89 | 56 | 61 | 15 | 2 | 2 | 129 | 106 | 7 | 7 | |
| | 75.724 | 5.595 7,39% | 757 | 638 | 778 | 164 | 4 | 5 | 758 | 830 | 78 | 76 | |

Erhebungsbögen - Diözese Osnabrück -

2022

Dekanat Emsland Mitte

| Pfarrei | Katholiken | Kirchen- besucher | Taufen | Erst- kommunion | Firmung | Trau- ungen | Übertritte | Rück- Tritte | Austritte | Beerdig- ungen | Sonntags- gottesd. | | |
|---|------------|----------------------|--------|--------------------|---------|----------------|------------|-----------------|-----------|-------------------|-----------------------|----|----|
| 001 St. Bernardus, Dohren | 952 | 50 | 5,25% | 10 | 0 | 1 | 2 | 1 | 0 | 2 | 10 | 1 | 1 |
| 002 St. Antonius, Geeste | 1.226 | 141 | 11,50% | 16 | 11 | 5 | 7 | 0 | 0 | 13 | 17 | 2 | 2 |
| 003 Christus König, Geeste-Dalum | 2.985 | 180 | 6,01% | 31 | 23 | 18 | 5 | 0 | 0 | 40 | 26 | 1 | 1 |
| 004 St. Nikolaus, Geeste - Groß-Hesepe | 2.095 | 163 | 7,76% | 25 | 24 | 15 | 3 | 0 | 0 | 12 | 34 | 2 | 1 |
| 005 St. Isidor, Geeste - Osterbrock | 1.211 | 80 | 6,56% | 22 | 14 | 13 | 4 | 0 | 0 | 13 | 9 | 1 | 1 |
| 006 St. Martinus, Haren | 4.382 | 231 | 5,27% | 43 | 71 | 93 | 15 | 0 | 3 | 103 | 62 | 2 | 2 |
| 007 St. Bonifatius, Haren - Altenberge | 882 | 125 | 14,12% | 12 | 8 | 16 | 1 | 0 | 0 | 6 | 8 | 1 | 1 |
| 008 Herz Jesu, Haren - Altharen | 2.234 | 100 | 4,45% | 31 | 0 | 0 | 1 | 0 | 0 | 46 | 24 | 1 | 1 |
| 009 St. Josef, Haren - Emmeln | 1.973 | 92 | 4,66% | 24 | 12 | 0 | 2 | 0 | 0 | 24 | 39 | 1 | 1 |
| 010 St. Marien, Haren - Erika | 1.087 | 69 | 6,30% | 6 | 12 | 0 | 0 | 0 | 0 | 21 | 9 | 1 | 1 |
| 011 St. Gerhard Majella, Haren - Fehndorf | 511 | 45 | 8,81% | 7 | 0 | 0 | 0 | 0 | 0 | 11 | 9 | 1 | 1 |
| 012 St. Maximilian, Haren - Rütenbrock | 1.617 | 95 | 5,88% | 8 | 16 | 17 | 4 | 0 | 0 | 24 | 24 | 1 | 1 |
| 013 St. Maria Darbringung im Tempel, Haren - Tinnen | 578 | 50 | 8,56% | 6 | 5 | 0 | 0 | 0 | 0 | 6 | 1 | 1 | 1 |
| 014 St. Clemens, Haren - Wesuwe | 2.361 | 111 | 4,70% | 32 | 20 | 0 | 8 | 0 | 0 | 16 | 29 | 1 | 1 |
| 015 St. Vinzentius, Haselünne | 7.641 | 369 | 4,82% | 70 | 74 | 48 | 13 | 0 | 0 | 106 | 117 | 6 | 6 |
| 016 St. Laurentius, Haselünne -Lehrte | 768 | 54 | 6,97% | 12 | 4 | 17 | 6 | 0 | 0 | 4 | 5 | 1 | 1 |
| 017 St. Nikolaus, Herzlake | 2.866 | 78 | 2,72% | 26 | 30 | 25 | 3 | 0 | 0 | 28 | 37 | 1 | 2 |
| 018 St. Paulus, Meppen | 3.105 | 88 | 2,83% | 16 | 18 | 8 | 4 | 0 | 0 | 58 | 37 | 2 | 1 |
| 019 Propstei St. Vitus, Meppen | 5.406 | 244 | 4,51% | 35 | 35 | 45 | 6 | 0 | 0 | 139 | 71 | 3 | 3 |
| 020 St. Antonius von Padua, Meppen - Apeldorn | 610 | 36 | 5,90% | 7 | 0 | 0 | 1 | 0 | 0 | 10 | 9 | 1 | 1 |
| 021 St. Vitus, Meppen - Bokeloh | 1.692 | 96 | 5,67% | 29 | 14 | 11 | 5 | 0 | 1 | 24 | 18 | 1 | 1 |
| 022 St. Maria zum Frieden, Meppen - Esterfeld | 4.666 | 140 | 2,99% | 21 | 48 | 21 | 2 | 0 | 0 | 101 | 56 | 2 | 2 |
| 023 St. Vinzentius, Meppen - Groß-Fullen | 2.218 | 78 | 3,49% | 20 | 24 | 26 | 3 | 0 | 0 | 21 | 20 | 1 | 1 |
| 024 Unbefleckte Empfängnis Mariens, Meppen - Hemsen | 1.169 | 45 | 3,85% | 14 | 8 | 5 | 2 | 0 | 0 | 20 | 12 | 1 | 1 |
| 025 St. Franz Xaver, Meppen - Rühle | 943 | 51 | 5,41% | 10 | 15 | 18 | 2 | 0 | 0 | 14 | 9 | 1 | 1 |
| 026 St. Josef, Meppen - Schwefingen | 394 | 25 | 6,22% | 3 | 0 | 0 | 0 | 0 | 0 | 6 | 5 | 1 | 1 |
| 027 St. Antonius Abt, Meppen - Teglingen | 551 | 37 | 6,72% | 9 | 3 | 10 | 2 | 0 | 0 | 5 | 2 | 1 | 1 |
| 028 St. Ansgar, Twist | 1.461 | 133 | 9,07% | 17 | 12 | 41 | 0 | 0 | 0 | 20 | 20 | 1 | 1 |
| 029 St. Georg, Twist | 2.765 | 150 | 5,41% | 26 | 34 | 40 | 5 | 0 | 0 | 31 | 28 | 2 | 2 |
| 030 St. Vinzenz von Paul, Twist - Hebelermeer | 513 | 61 | 11,89% | 8 | 4 | 4 | 2 | 0 | 0 | 2 | 9 | 1 | 1 |
| 031 Heilig Kreuz, Twist - Rühlermoor | 823 | 53 | 6,44% | 8 | 7 | 7 | 2 | 0 | 0 | 2 | 6 | 1 | 1 |
| 032 St. Franziskus, Twist - Schöninghsdorf | 1.034 | 67 | 6,48% | 12 | 9 | 7 | 3 | 0 | 0 | 0 | 14 | 1 | 1 |
| | 62.719 | 3.330 | 5,31% | 616 | 555 | 511 | 113 | 1 | 4 | 928 | 776 | 45 | 44 |

Erhebungsbögen - Diözese Osnabrück -

2022

Dekanat Emsland Süd

| Pfarrei | Katholiken | Kirchen- besucher | Taufen | Erst- kommunion | Firmung | Trau- ungen | Übertritte | Rück- Tritte | Austritte | Beerdig- ungen | Sonntags- gottesd. | | |
|---|------------|----------------------|--------|--------------------|---------|----------------|------------|-----------------|-----------|-------------------|-----------------------|----|----|
| 001 St. Andreas, Anderverne | 710 | 63 | 8,80% | 10 | 9 | 16 | 2 | 0 | 0 | 4 | 13 | 1 | 1 |
| 002 St. Alexander, Bawinkel | 2.999 | 200 | 6,67% | 35 | 22 | 30 | 3 | 0 | 0 | 32 | 33 | 1 | 1 |
| 003 St. Servatius, Beesten | 1.334 | 66 | 4,91% | 14 | 19 | 0 | 3 | 0 | 0 | 9 | 11 | 1 | 1 |
| 004 St. Andreas, Emsbüren | 6.676 | 399 | 5,98% | 71 | 88 | 67 | 9 | 1 | 0 | 87 | 71 | 4 | 4 |
| 005 St. Johannes der Täufer, Emsbüren - Elbergen | 376 | 41 | 10,77% | 5 | 0 | 0 | 4 | 0 | 0 | 0 | 5 | 1 | 1 |
| 006 Unbefleckte Empfängnis Mariens, Emsbüren - Listru | 550 | 33 | 6,00% | 11 | 7 | 5 | 3 | 0 | 0 | 5 | 8 | 1 | 1 |
| 007 St. Antonius Abt, Engden | 178 | 27 | 14,89% | 7 | 0 | 0 | 2 | 0 | 0 | 2 | 2 | 1 | 1 |
| 008 St. Vitus, Freren | 2.372 | 102 | 4,30% | 14 | 22 | 28 | 3 | 0 | 0 | 24 | 32 | 2 | 2 |
| 009 Unbefleckte Empfängnis Mariens, Freren - Suttrup | 444 | 39 | 8,67% | 15 | 5 | 0 | 0 | 0 | 0 | 5 | 3 | 1 | 1 |
| 010 Herz Jesu, Gersten | 942 | 80 | 8,44% | 7 | 13 | 20 | 7 | 0 | 0 | 4 | 8 | 1 | 1 |
| 011 Herz Jesu, Handrup | 688 | 87 | 12,65% | 7 | 14 | 0 | 1 | 0 | 0 | 2 | 4 | 1 | 1 |
| 012 St. Matthias, Lingen | 1.120 | 85 | 7,54% | 13 | 7 | 0 | 5 | 0 | 0 | 7 | 10 | 1 | 1 |
| 013 St. Benedikt, Lengerich | 1.856 | 114 | 6,12% | 11 | 12 | 37 | 3 | 0 | 0 | 16 | 19 | 1 | 1 |
| 014 Maria Königin, Lingen | 4.911 | 259 | 5,26% | 33 | 33 | 22 | 12 | 0 | 1 | 113 | 46 | 4 | 5 |
| 015 St. Bonifatius, Lingen | 4.862 | 204 | 4,19% | 38 | 27 | 26 | 6 | 0 | 0 | 100 | 59 | 3 | 3 |
| 016 St. Antonius Abt, Lingen - Baccum | 1.624 | 101 | 6,19% | 19 | 15 | 10 | 5 | 0 | 0 | 40 | 16 | 1 | 1 |
| 017 St. Marien, Lingen - Biene | 2.010 | 132 | 6,57% | 22 | 13 | 18 | 2 | 1 | 0 | 21 | 23 | 2 | 2 |
| 018 St. Gertrudis, Lingen - Bramsche | 1.818 | 148 | 8,11% | 23 | 21 | 16 | 8 | 0 | 0 | 16 | 14 | 1 | 1 |
| 019 Unbefleckte Empfängnis Mariens, Lingen - Brögbern | 2.823 | 111 | 3,93% | 9 | 22 | 12 | 2 | 0 | 0 | 43 | 20 | 2 | 2 |
| 020 Christ König, Lingen - Darne | 2.257 | 130 | 5,74% | 22 | 16 | 23 | 3 | 0 | 0 | 40 | 21 | 3 | 2 |
| 021 St. Joseph, Lingen - Laxten | 6.245 | 263 | 4,20% | 40 | 52 | 45 | 5 | 2 | 2 | 141 | 92 | 3 | 3 |
| 022 St. Alexander, Lingen - Schepsdorf | 1.279 | 93 | 7,27% | 22 | 26 | 12 | 4 | 1 | 0 | 19 | 11 | 1 | 1 |
| 023 St. Vitus, Lünne | 1.689 | 67 | 3,97% | 11 | 0 | 0 | 0 | 0 | 0 | 18 | 15 | 2 | 2 |
| 024 St. Antonius Abt, Messingen | 842 | 45 | 5,29% | 7 | 8 | 0 | 2 | 0 | 0 | 10 | 12 | 1 | 1 |
| 025 St. Cyriakus, Salzbergen | 4.118 | 168 | 4,08% | 24 | 28 | 31 | 6 | 0 | 1 | 101 | 59 | 2 | 2 |
| 026 Unbeflecktes Herz Mariens, Salzbergen - Holsten | 1.115 | 88 | 7,89% | 25 | 17 | 15 | 5 | 0 | 0 | 35 | 8 | 2 | 2 |
| 027 St. Ludgerus, Schapen | 1.672 | 99 | 5,89% | 22 | 21 | 20 | 5 | 0 | 0 | 15 | 14 | 1 | 2 |
| 028 St. Johannes der Täufer, Spelle | 3.985 | 226 | 5,66% | 20 | 26 | 35 | 1 | 0 | 1 | 67 | 32 | 2 | 2 |
| 029 St. Vitus, Spelle - Venhaus | 1.234 | 65 | 5,27% | 24 | 11 | 10 | 8 | 0 | 0 | 18 | 13 | 1 | 1 |
| 030 St. Georg, Thuine | 1.541 | 239 | 15,48% | 13 | 10 | 13 | 5 | 0 | 0 | 11 | 25 | 4 | 5 |
| 031 St. Antonius, Wettrup | 525 | 34 | 6,38% | 9 | 0 | 0 | 1 | 0 | 0 | 3 | 6 | 1 | 1 |
| | 64.795 | 3.799 | 5,86% | 603 | 564 | 511 | 125 | 5 | 5 | 1.008 | 705 | 53 | 55 |

Erhebungsbögen - Diözese Osnabrück -

2022

Dekanat Ostfriesland

| Pfarrei | Katholiken | Kirchen- besucher | Taufen | Erst- kommunion | Firmung | Trau- ungen | Übertritte | Rück- Tritte | Austritte | Beerdig- ungen | Sonntags- gottesd. | | |
|--|------------|----------------------|--------|--------------------|---------|----------------|------------|-----------------|-----------|-------------------|-----------------------|----|--|
| 001 St. Ludgerus, Aurich | 4.322 | 71 1,64% | 20 | 22 | 26 | 3 | 1 | 3 | 137 | 19 | 1 | 2 | |
| 002 Maria Meeresstern, Borkum | 803 | 45 5,60% | 2 | 6 | 0 | 0 | 0 | 0 | 17 | 6 | 1 | 2 | |
| 005 St. Willehad, Esens | 1.665 | 60 3,57% | 6 | 12 | 1 | 2 | 0 | 0 | 48 | 9 | 1 | 1 | |
| 006 Zu den heiligen Schutzengeln, Juist | 430 | 25 5,81% | 3 | 0 | 0 | 1 | 0 | 0 | 11 | 2 | 1 | 1 | |
| 007 St. Nikolaus, Langeoog | 233 | 47 19,96% | 4 | 0 | 0 | 0 | 0 | 0 | 3 | 1 | 2 | 2 | |
| 010 Mariä Himmelfahrt, Moormerland- Oldersum | 1.236 | 33 2,63% | 2 | 0 | 0 | 1 | 0 | 1 | 53 | 7 | 1 | 1 | |
| 011 St. Ludgerus, Norden | 4.366 | 209 4,79% | 16 | 29 | 1 | 3 | 1 | 0 | 108 | 43 | 3 | 4 | |
| 012 St. Ludgerus, Norderney | 1.126 | 137 12,17% | 6 | 10 | 0 | 2 | 0 | 0 | 24 | 5 | 2 | 2 | |
| 013 St. Bonifatius, Rhauderfehn- Westrhauderfehn | 5.027 | 101 2,00% | 30 | 29 | 17 | 4 | 0 | 1 | 102 | 67 | 2 | 2 | |
| 014 St. Joseph, Sande - Neustadtgödens | 680 | 25 3,68% | 1 | 1 | 8 | 0 | 0 | 0 | 21 | 3 | 1 | 1 | |
| 015 St. Joseph, Weener | 2.033 | 56 2,73% | 5 | 5 | 0 | 0 | 0 | 0 | 35 | 13 | 1 | 1 | |
| 016 St. Bernhard, Westoverledingen - Flachsmeer | 4.146 | 91 2,18% | 29 | 38 | 12 | 2 | 0 | 2 | 97 | 23 | 2 | 2 | |
| 017 Maria-Hilfe der Christen, Wiesmoor | 1.384 | 19 1,34% | 2 | 8 | 4 | 0 | 0 | 0 | 45 | 6 | 1 | 1 | |
| 018 St. Bonifatius, Wittmund | 1.541 | 50 3,24% | 4 | 10 | 7 | 0 | 0 | 1 | 39 | 17 | 1 | 1 | |
| 019 Christ König, Emden | 4.917 | 136 2,77% | 14 | 29 | 18 | 3 | 0 | 4 | 105 | 23 | 2 | 5 | |
| 020 Seliger Herman Lange, Leer | 4.021 | 117 2,90% | 19 | 29 | 2 | 4 | 1 | 0 | 115 | 21 | 2 | 2 | |
| | 37.930 | 1.218 3,21% | 163 | 228 | 96 | 25 | 3 | 12 | 960 | 265 | 24 | 30 | |

Erhebungsbögen - Diözese Osnabrück -

2022

Dekanat Twistringen

| Pfarrei | Katholiken | Kirchen- besucher | Taufen | Erst- kommunion | Firmung | Trau- ungen | Übertritte | Rück- Tritte | Austritte | Beerdig- ungen | Sonntags- gottesd. | | |
|--|------------|----------------------|--------|--------------------|---------|----------------|------------|-----------------|-----------|-------------------|-----------------------|----|----|
| 001 St. Barbara, Barnstorf | 1.243 | 32 | 2,57% | 4 | 11 | 0 | 2 | 0 | 0 | 15 | 6 | 1 | 1 |
| 003 Maria-Königin des Friedens, Bruchhausen-Vilsen | 1.011 | 34 | 3,36% | 13 | 0 | 14 | 1 | 0 | 0 | 50 | 4 | 2 | 2 |
| 004 Christus König, Diepholz | 3.617 | 68 | 1,87% | 13 | 26 | 1 | 3 | 0 | 0 | 93 | 27 | 1 | 1 |
| 006 St. Michael, Hoya | 1.050 | 43 | 4,10% | 4 | 11 | 0 | 0 | 0 | 0 | 19 | 7 | 2 | 2 |
| 007 St. Christophorus, Stolzenau | 2.246 | 69 | 3,05% | 9 | 0 | 6 | 4 | 0 | 0 | 59 | 13 | 3 | 3 |
| 008 Heilig Geist, Stuhr - Brinkum | 1.803 | 45 | 2,47% | 15 | 24 | 13 | 2 | 0 | 2 | 64 | 11 | 1 | 1 |
| 009 Mariä Heimsuchung, Sulingen | 2.258 | 27 | 1,17% | 7 | 16 | 0 | 0 | 0 | 0 | 60 | 14 | 1 | 1 |
| 010 St. Paulus, Syke | 1.769 | 43 | 2,43% | 8 | 7 | 9 | 0 | 0 | 0 | 60 | 13 | 1 | 1 |
| 013 Heilige Familie, Weyhe - Kirchweyhe | 1.852 | 39 | 2,11% | 9 | 7 | 15 | 1 | 0 | 1 | 79 | 19 | 1 | 1 |
| 014 St. Anna, Twistringen | 7.201 | 266 | 3,69% | 41 | 64 | 45 | 8 | 0 | 2 | 166 | 105 | 7 | 5 |
| | 24.050 | 664 | 2,76% | 123 | 166 | 103 | 21 | 0 | 5 | 665 | 219 | 20 | 18 |

Erhebungsbögen - Diözese Osnabrück -

2022

Dekanat Bremen

| Pfarrei | Katholiken | Kirchen- besucher | Taufen | Erst- kommunion | Firmung | Trau- ungen | Übertritte | Rück- Tritte | Austritte | Beerdig- ungen | Sonntags- gottesd. | | |
|-------------------------------------|------------|----------------------|--------|--------------------|---------|----------------|------------|-----------------|-----------|-------------------|-----------------------|----|----|
| 001 St. Franziskus, Bremen | 8.260 | 627 | 7,59% | 24 | 25 | 0 | 4 | 5 | 2 | 122 | 54 | 6 | 7 |
| 002 Propstei St. Johann, Bremen | 7.690 | 582 | 7,57% | 49 | 37 | 42 | 24 | 7 | 4 | 380 | 23 | 5 | 5 |
| 003 St. Katharina von Siena, Bremen | 7.239 | 319 | 4,41% | 18 | 55 | 19 | 4 | 1 | 4 | 303 | 36 | 4 | 4 |
| 004 St. Marien, Bremen | 7.444 | 324 | 4,35% | 32 | 26 | 34 | 5 | 0 | 2 | 172 | 38 | 5 | 5 |
| 005 St. Raphael, Bremen | 10.067 | 369 | 3,66% | 38 | 72 | 34 | 6 | 1 | 5 | 161 | 94 | 5 | 5 |
| | 40.700 | 2.221 | 5,46% | 161 | 215 | 129 | 43 | 14 | 17 | 1.138 | 245 | 25 | 26 |

Statistische Entwicklung des Bistums Osnabrück 2001 - 2022
Bereich Bremen und Niedersachsen

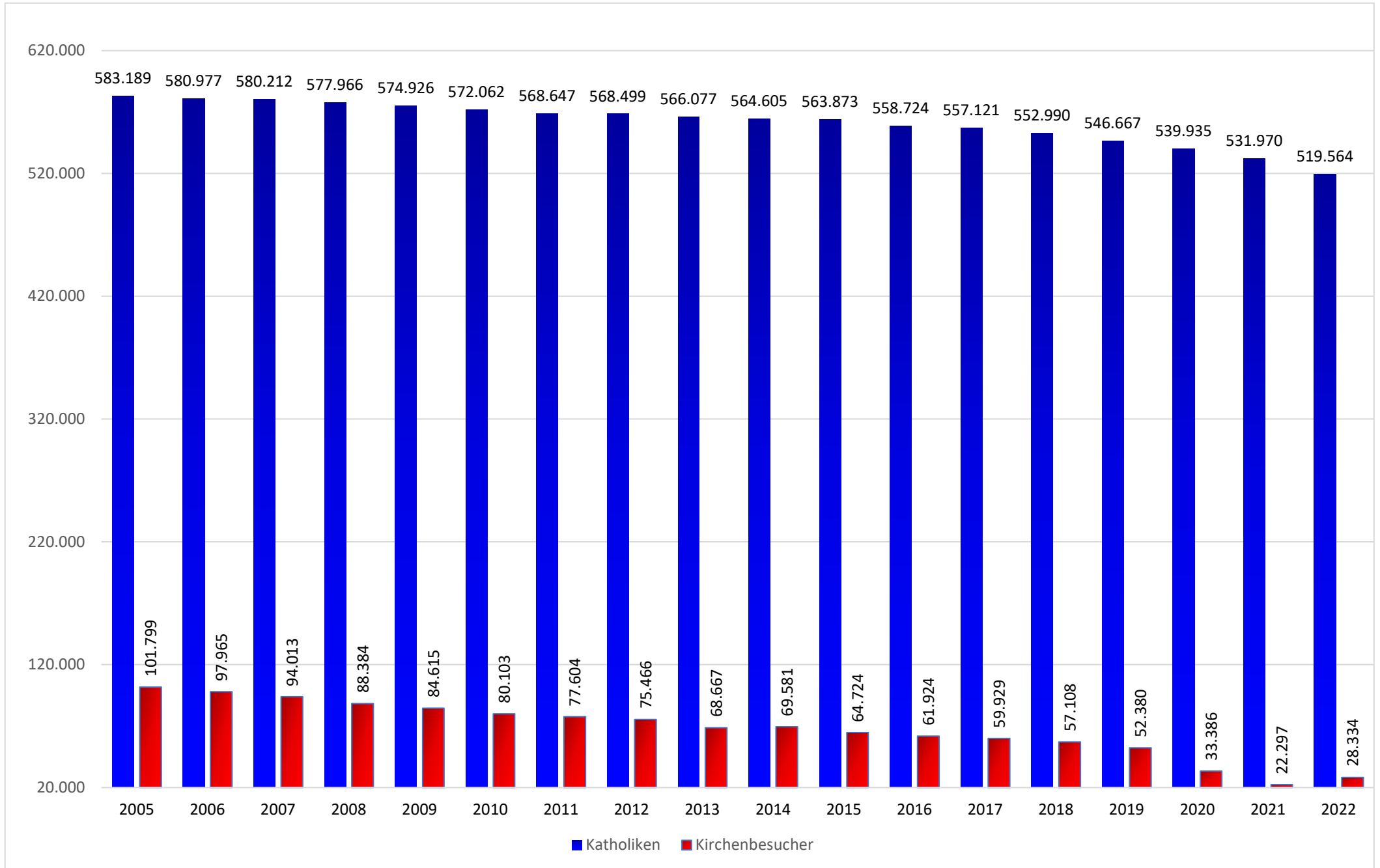
| Jahr | Katholiken | Kirchenbesucher | Taufen | Erstkommunionen | Firmungen | Trauungen | Austritte | Übertritte | Rücktritte | Beerdigungen |
|-------------|-------------------|------------------------|---------------|------------------------|------------------|------------------|------------------|-------------------|-------------------|---------------------|
| 2001 | 582.542 | 117.672 | 6.024 | 6.964 | 5.829 | 1.462 | 1.638 | 130 | 168 | 5.044 |
| 2002 | 582.183 | 110.463 | 5.755 | 6.803 | 4.551 | 1.408 | 1.901 | 116 | 142 | 5.052 |
| 2003 | 580.615 | 109.941 | 5.564 | 6.791 | 6.209 | 1.363 | 1.872 | 134 | 159 | 5.360 |
| 2004 | 581.734 | 104.715 | 5.368 | 6.432 | 5.058 | 1.229 | 1.522 | 127 | 204 | 5.011 |
| 2005 | 583.189 | 101.799 | 5.375 | 6.399 | 6.403 | 1.298 | 1.342 | 153 | 204 | 5.318 |
| 2006 | 580.977 | 97.965 | 5.015 | 6.785 | 5.125 | 1.191 | 1.354 | 143 | 184 | 5.108 |
| 2007 | 580.212 | 94.013 | 4.895 | 6.493 | 6.738 | 1.173 | 1.763 | 171 | 174 | 5.121 |
| 2008 | 577.966 | 88.384 | 4.847 | 6.212 | 4.778 | 1.247 | 2.165 | 144 | 185 | 5.265 |
| 2009 | 574.926 | 84.615 | 4.672 | 6.097 | 5.282 | 1.210 | 2.109 | 104 | 150 | 5.217 |
| 2010 | 572.062 | 80.103 | 4.440 | 5.681 | 5.146 | 1.134 | 2.740 | 133 | 121 | 5.249 |
| 2011 | 568.647 | 77.604 | 4.533 | 5.554 | 5.262 | 1.079 | 1.988 | 81 | 116 | 5.173 |
| 2012 | 568.499 | 75.466 | 4.350 | 5.315 | 5.230 | 1.105 | 1.891 | 94 | 131 | 5.027 |
| 2013 | 566.077 | 68.667 | 4.264 | 5.267 | 4.776 | 969 | 3.026 | 68 | 121 | 5.210 |
| 2014 | 564.605 | 69.581 | 4.236 | 5.242 | 5.088 | 1.040 | 3.309 | 95 | 84 | 4.861 |
| 2015 | 563.873 | 64.724 | 4.392 | 4.906 | 4.487 | 1.060 | 3.010 | 70 | 103 | 5.175 |
| 2016 | 558.724 | 61.924 | 4.522 | 4.503 | 4.672 | 1.079 | 2.572 | 73 | 93 | 5.014 |
| 2017 | 557.121 | 59.929 | 4.417 | 4.534 | 4.129 | 981 | 2.828 | 68 | 98 | 5.021 |
| 2018 | 552.990 | 57.108 | 4.362 | 4.474 | 4.249 | 983 | 3.630 | 75 | 129 | 5.218 |
| 2019 | 546.667 | 52.380 | 4.196 | 4.330 | 3.862 | 914 | 5.209 | 65 | 104 | 4.979 |
| 2020 | 539.935 | 33.386 | 3.184 | 3.719 | 2.575 | 184 | 4.074 | 25 | 93 | 5.245 |
| 2021 | 531.970 | 22.297 | 3.895 | 4.060 | 4.202 | 432 | 6.146 | 46 | 74 | 5.076 |
| 2022 | 519.564 | 28.334 | 4.094 | 4.099 | 3.536 | 923 | 10.490 | 48 | 99 | 5.395 |

Vergleich der Jahre 2021 - 2022
Bereich Niedersachsen und Bremen

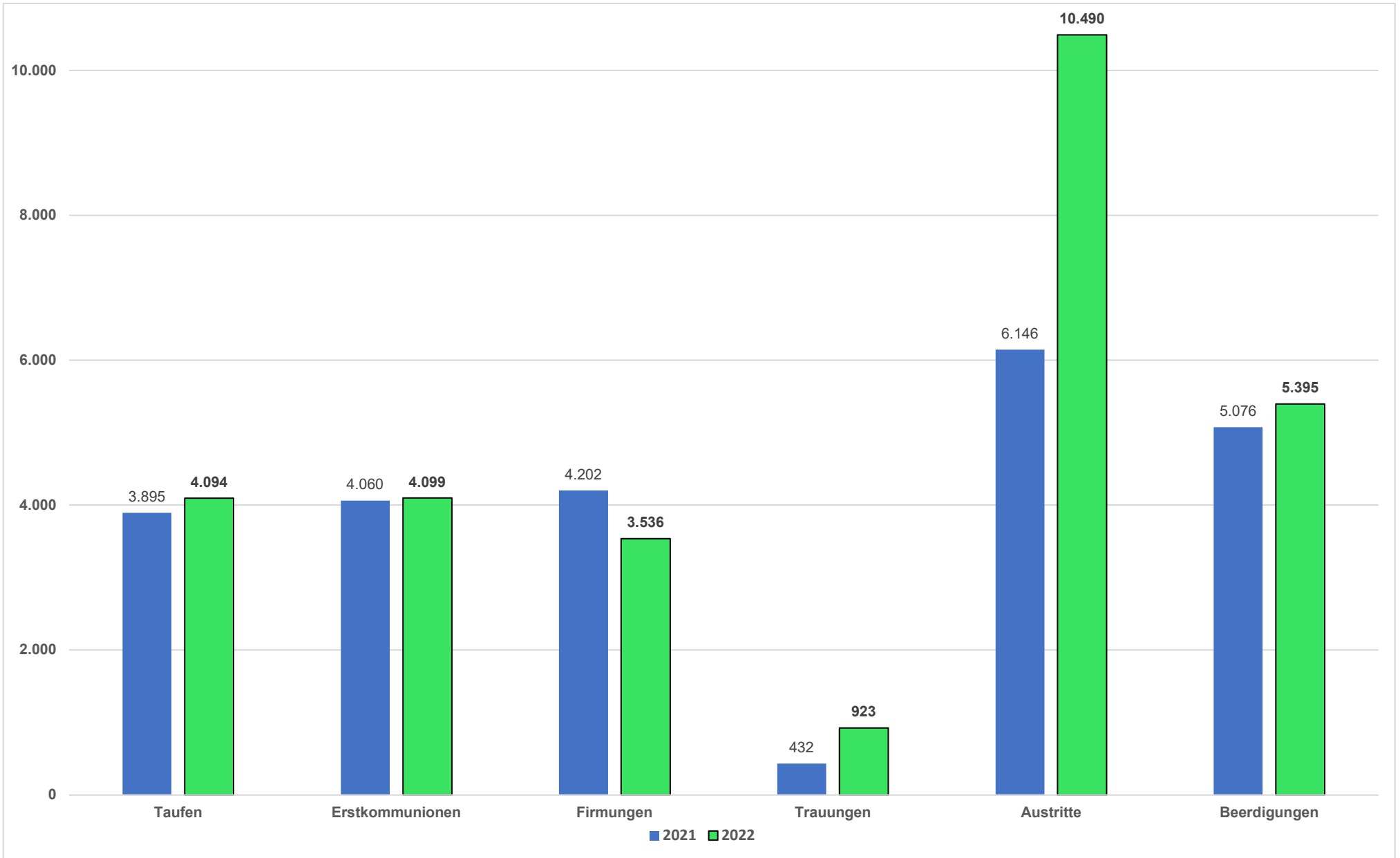
| | 2021 | 2022 | Differenz |
|--------------------------|-------------|-------------|------------------|
| Katholiken | 531.970 | 519.564 | -12.406 |
| Kirchenbesucher | 22.297 | 28.334 | 6.037 |
| % Kirchenbesucher | 4,19 | 5,45 | 1,26 |
| Taufen | 3.895 | 4.094 | 199 |
| Erstkommunionen | 4.060 | 4.099 | 39 |
| Firmungen | 4.202 | 3.536 | -666 |
| Trauungen | 432 | 923 | 491 |
| Austritte | 6.146 | 10.490 | 4.344 |
| Übertritte | 46 | 48 | 2 |
| Rücktritte | 74 | 99 | 25 |
| Beerdigungen | 5.076 | 5.395 | 319 |

Vergleich Katholiken - Kirchenbesucher 2005 - 2022

Bereich Niedersachsen und Bremen

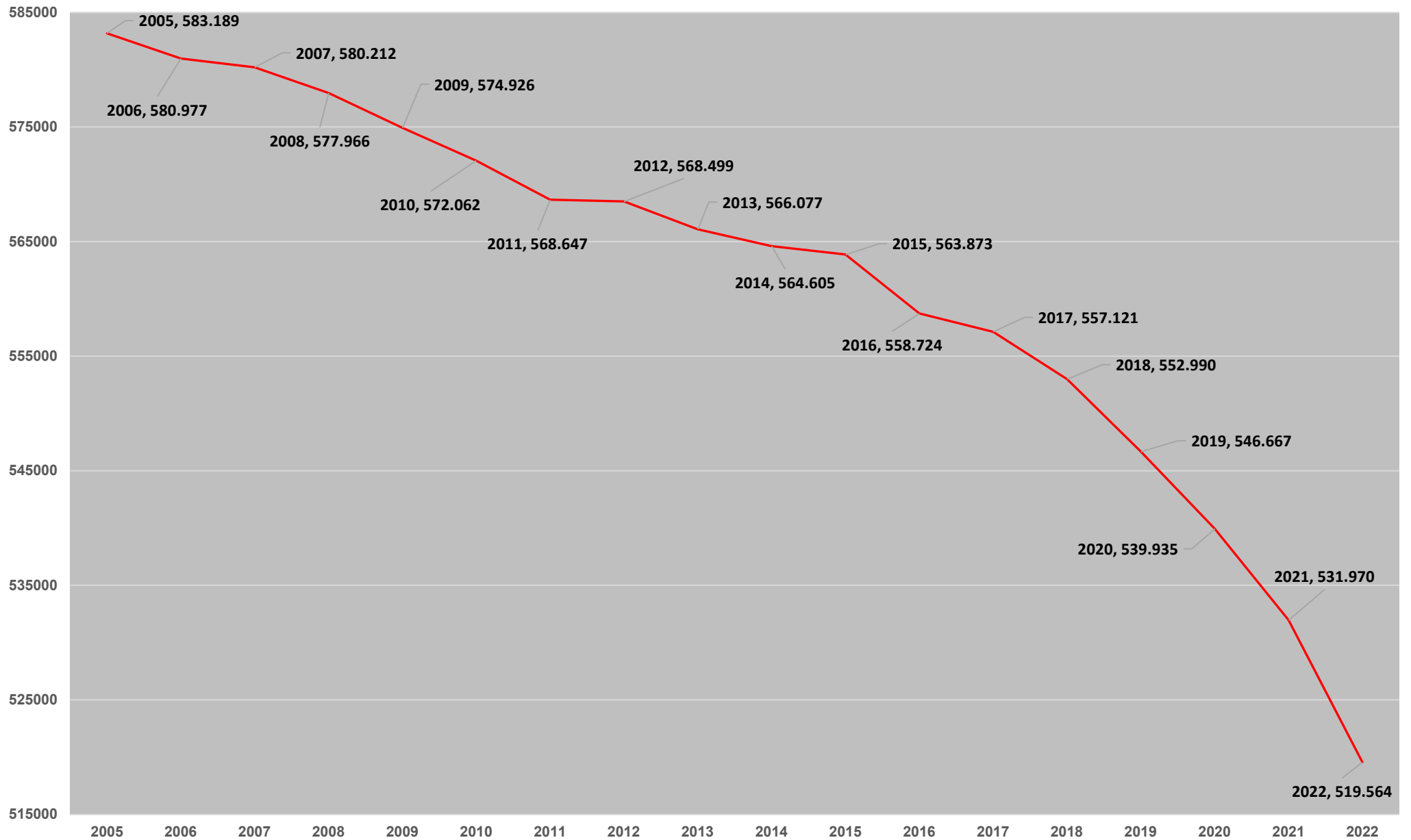


Vergleich der Jahre 2021 - 2022
Bereich Niedersachsen und Bremen



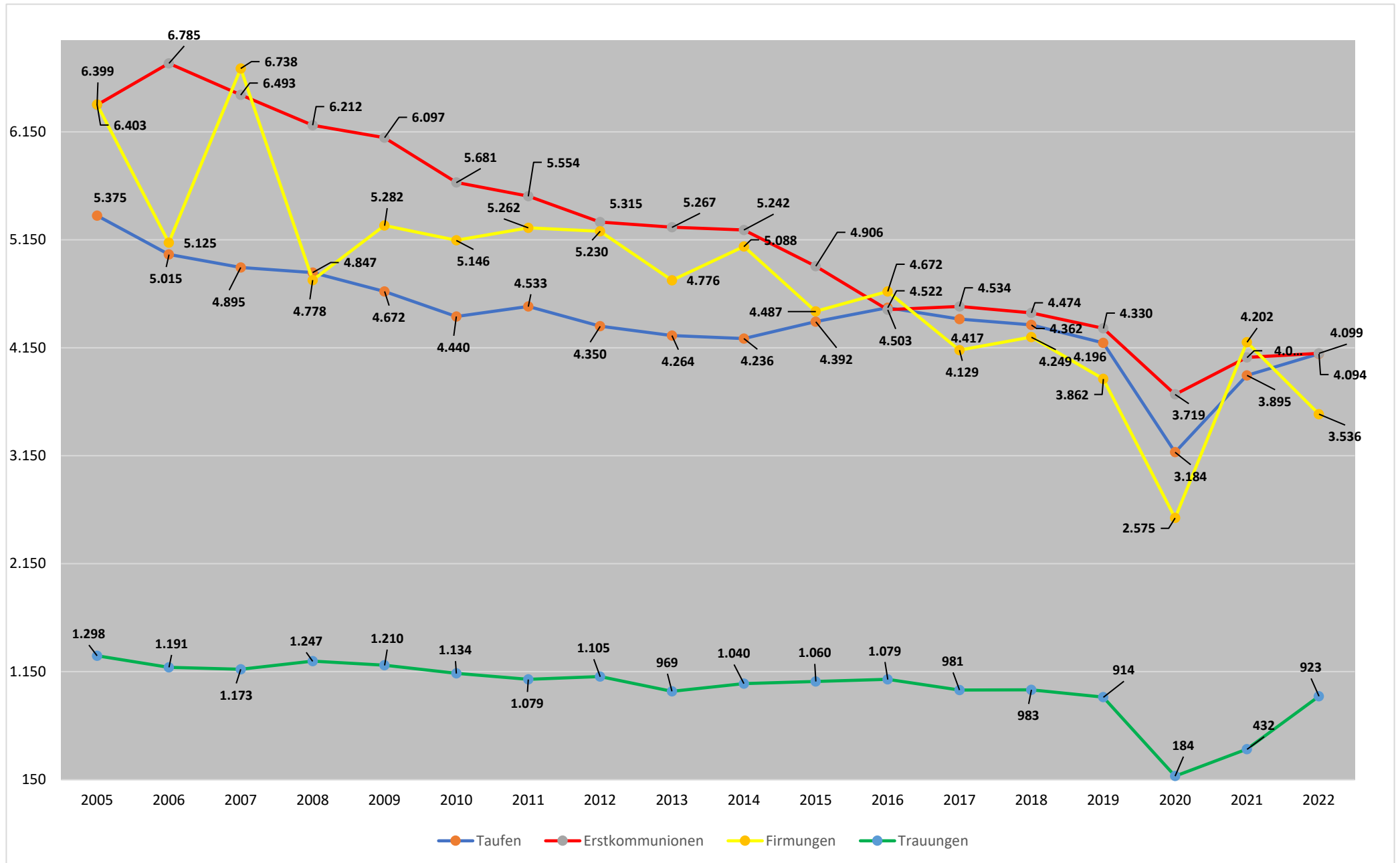
Entwicklung der Katholikenzahl 2005 - 2022

Bereich Niedersachsen und Bremen

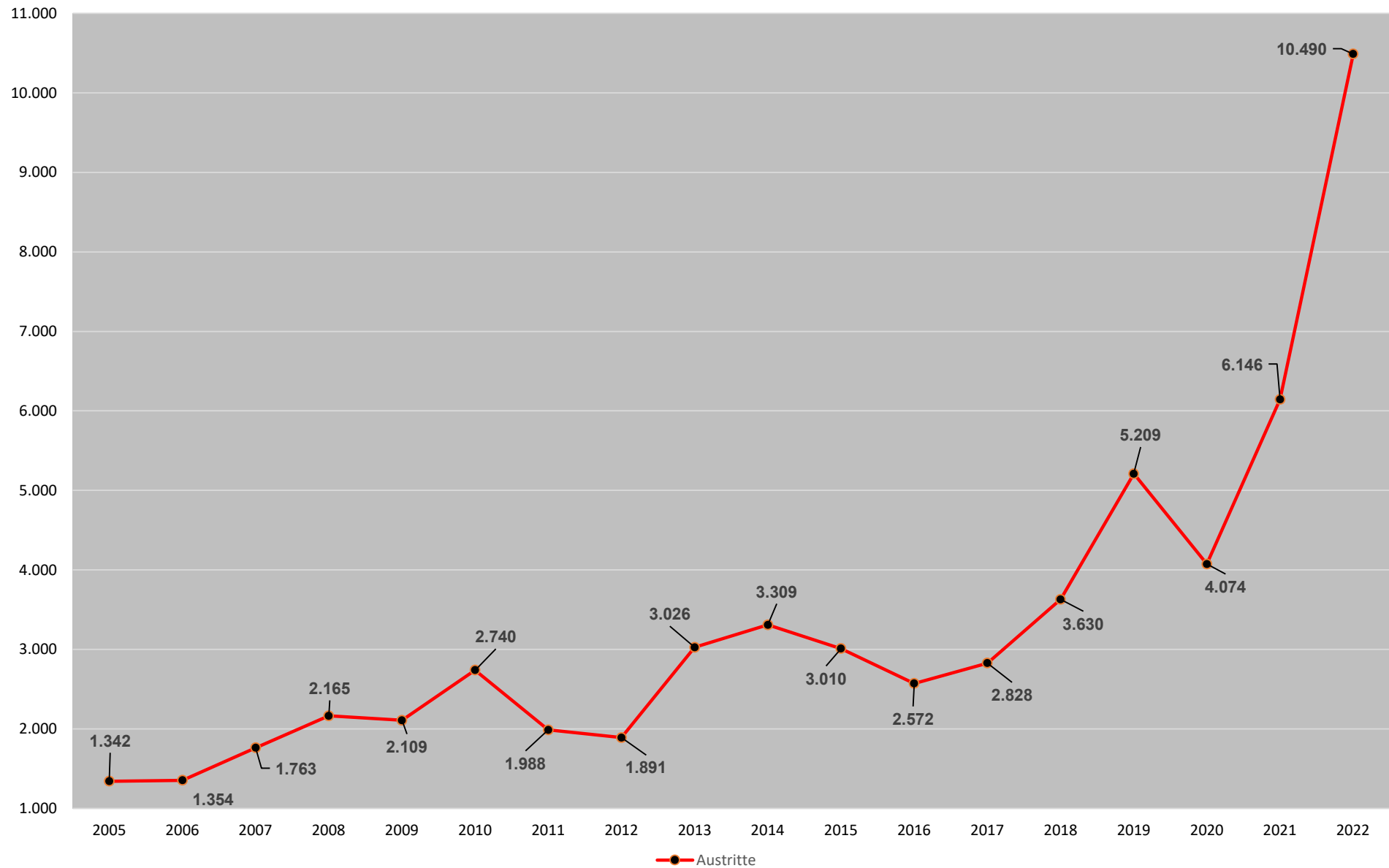


Entwicklung der Taufen, Erstkommunionen, Firmungen und Trauungen 2005 - 2022

Bereich Niedersachsen und Bremen

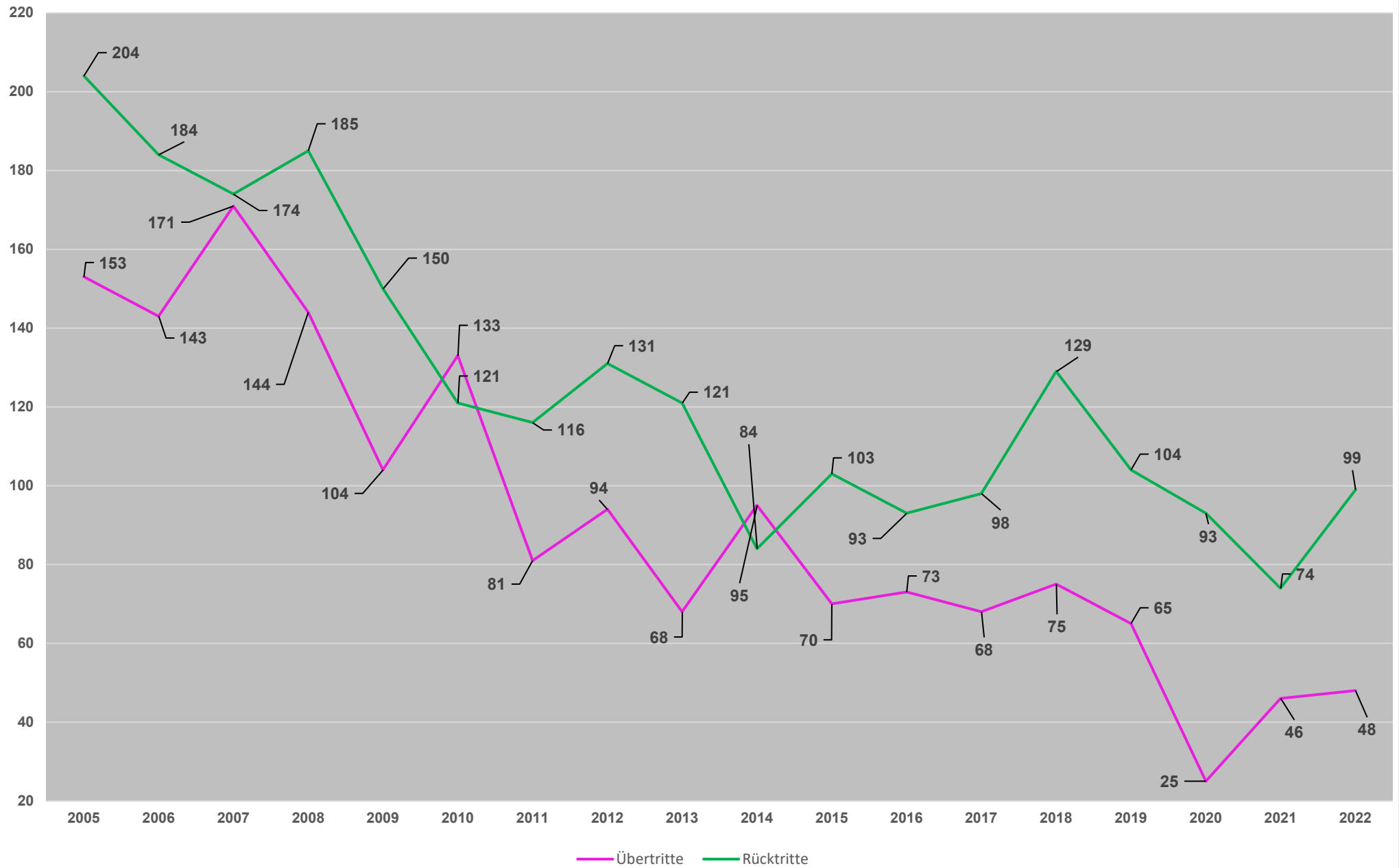


Entwicklung der Kircheng Austritte 2005 - 2022 Bereich Niedersachsen und Bremen



Entwicklung der Kirchenübertritte und Kirchenrücktritte 2005 - 2022

Bereich Niedersachsen und Bremen



Entwicklung der Beerdigungen 2005 - 2022

Bereich Niedersachsen und Bremen

